



Statistical Snapshot

January 1, 2020 - October 18, 2020



Response to COVID-19

12-Week Operational Period
March 16th – June 3rd



Operational Planning

General Considerations

- Understanding the Threat
- Setting Realistic Expectations
- Evaluating Response Procedures
- Emotional Implications

Internal Measures

- Staffing Impact
- Continuity of Police Services
- Educational Awareness / PPE

External Measures

- Collaboration w/Partners
- Public Awareness
- Public Health Laws
- Situational Awareness



Operational Impact

- Reduction in Staffing Levels
- Reduction in Records / Admin Services
- Reduction in Traffic Services
- Reduction in Fleet Services
- Reduction in In-Person Contact / Reporting
- Suspension of In-Person Training
- Suspension of Vacation / Time Off
- Suspension of Programs / Events

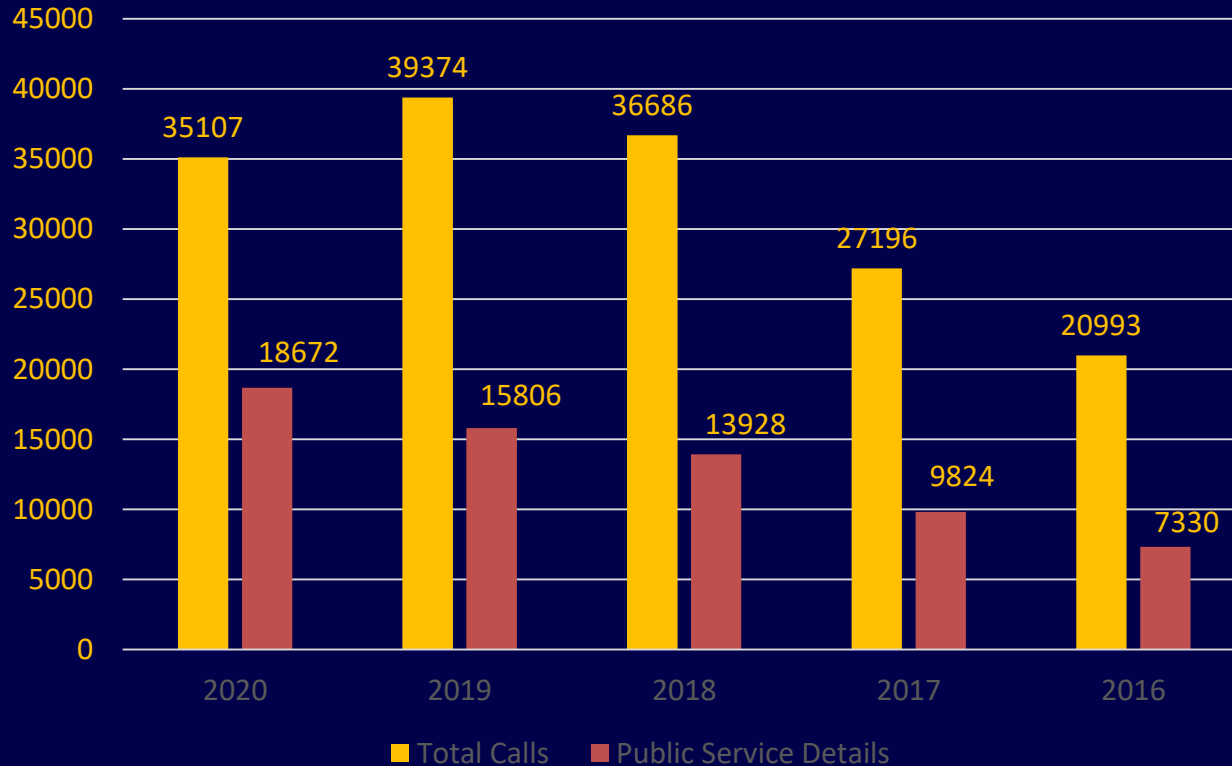


Operational Stats

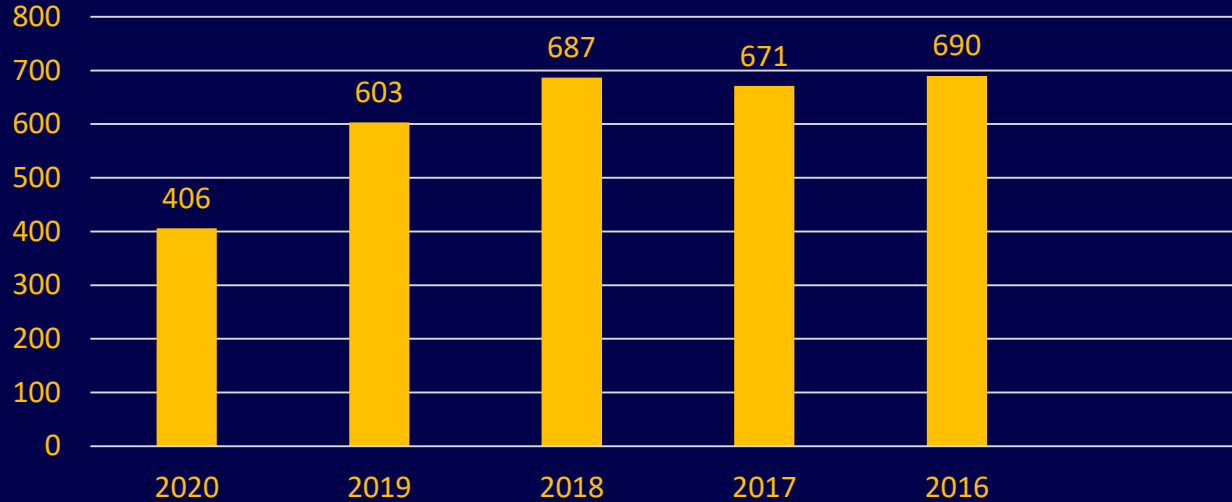
16,320	Hours of Operational Readiness
9,600	Hours of Reserve Readiness
62,947	Miles of Roadway Patrolled
8,942	Calls For Service
5,106	Property Checks
663	9-1-1 / Medical Calls
252	Operational Briefings
0	Positive Cases



Calls for Service



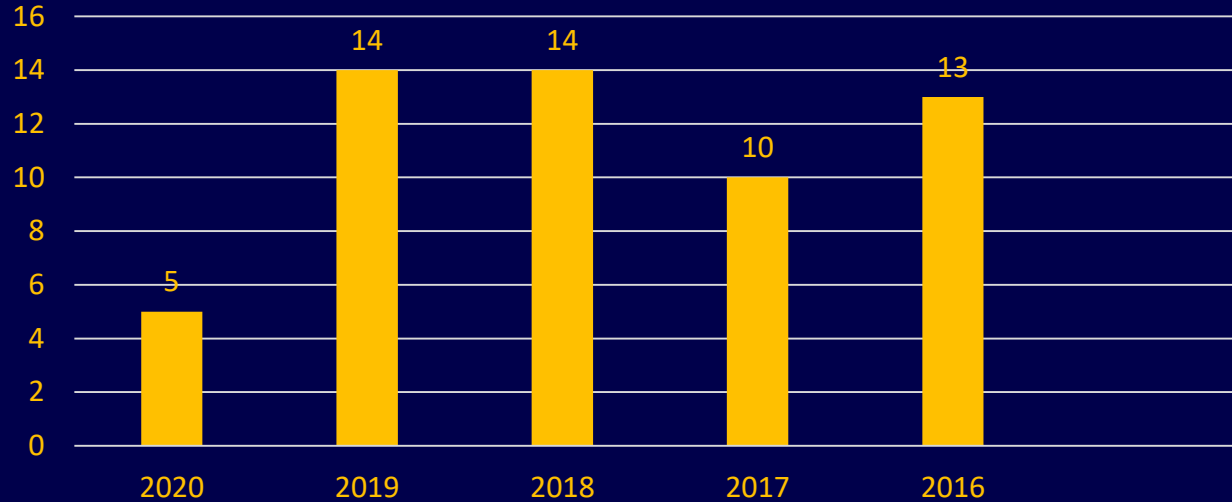
Motor Vehicle Accidents



Decrease of 33%



Pedestrian Accidents



Decrease of 64%



UCR Part I Offenses

	2020	2019	2018	2017	2016
Homicide	0	0	0	0	0
Rape	0	0	2	4	3
Robbery	0	2	4	5	4
Assault	29	37	30	22	21
Burglary	12	7	5	14	13
Larceny	149	101	109	171	121
Vehicle Theft	26	9	15	13	11
Arson	0	0	0	0	0





AUTO

THEFT



Auto Theft Stats *2020 – 2019*

+188%

Statewide	-4%
CorrStat Region	+2%
Union County	+45%
Morris County	+29%
Bergen County	+7%
Essex County *	-7%
Hudson County	-30%

Source: NJSP ROIC





Crime Prevention Triangle



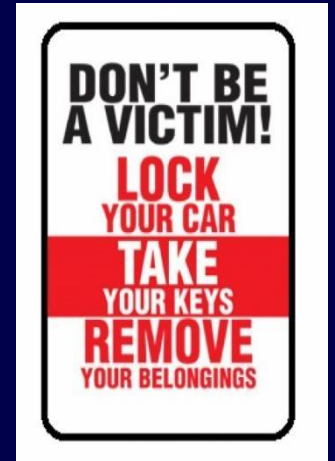
Opportunity



Crimes of Opportunity



Vehicle Theft	74
Bicycle Theft	66
Theft from Vehicles	173



100% of These Crimes Were Preventable!

